

UBI-2590 SMBus

Technical Datasheet



Features

- Rugged, military tough case construction
- SmartCircuit Technology® - Implements SMBus v1.1 smart battery technology
- Flexible output voltage
- State-of-Charge display
- High energy density
- Enhanced version of UBI-2590 (UBBL02)

Applications

- Rugged, portable electronics
- Robotics / AUVs / UUVs
- Military communication devices
- AN/PRC-117G, AN/PRC-117F, AN/PRC-119, AN/PSC-5D

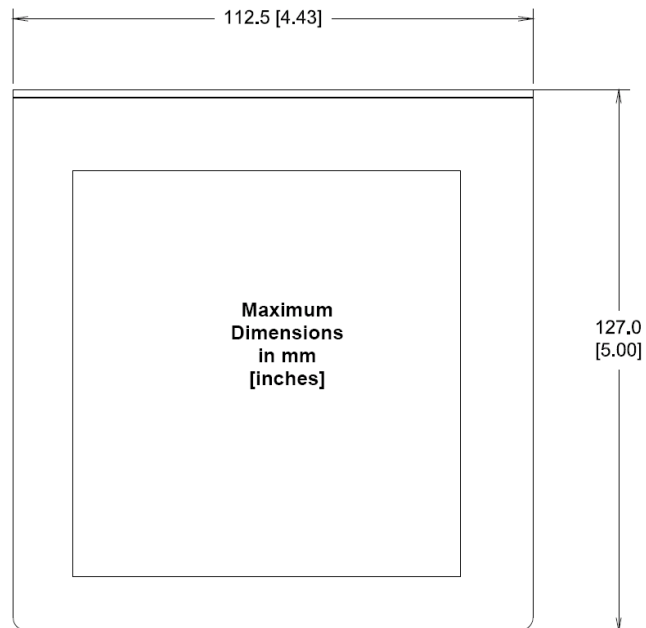
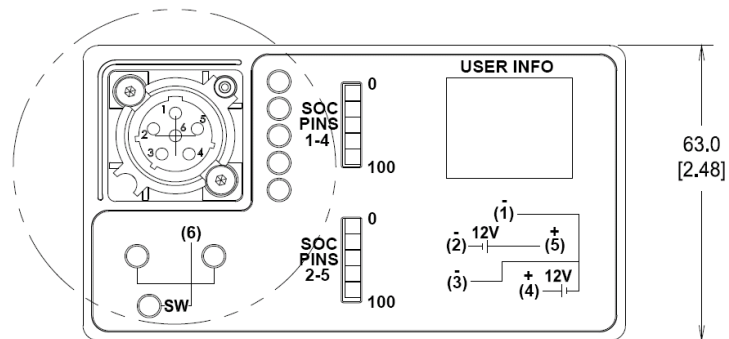
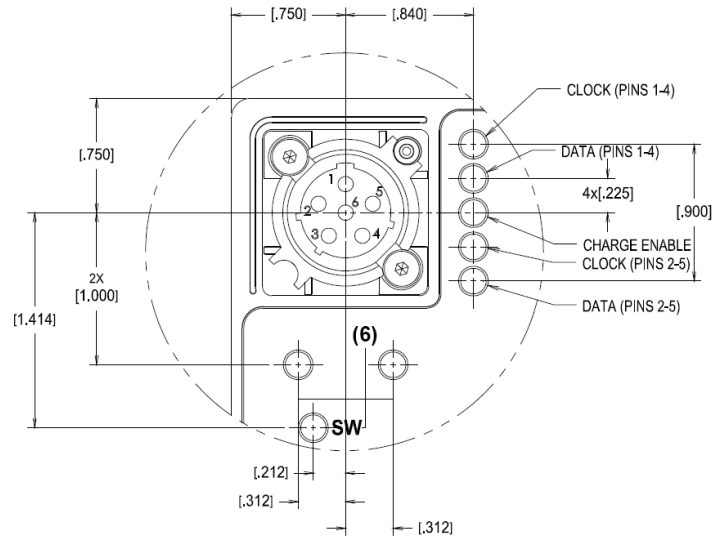
Optional Accessories

- UCH0056: Smart Desktop Charger
- CH0002: COTS Desktop Charger
- CH0003 or MRC-86: 6-bay Charger
- CH0004 or MRC-85: 2-bay Charger
- MRC-88: 5-bay Charger
- MRC135A: Single Unit Solar Charger
- MRC-143A: 3-Unit Solar Charger
- UKT0011: Portable Battery System
- CA0003: 4 Conductor Cable
- CA0003: Vehicle Adapter
- CA0006: 24V, 2 Conductor Cable
- CA0007: 12V, 2 Conductor Cable
- CA0008: 12/24V, 4 Conductor Cable
- UCA0039: Shielded Smart Cable

Technical Specifications

Part No.	UBBL10
NSN	6140-01-554-2347
Voltage Range	30V Mode: 24.0 to 33.6V 15V Mode: 12.0 to 16.8V
Average Voltage	30V Mode: 28.8V 15V Mode: 14.4V
Capacity	30V Mode: 7.2Ah @ 0.5A @ 23°C 15V Mode: 14.4Ah @ 1.0A @ 23°C
Max. Discharge	30V Mode: 6.0A continuous 15V Mode: 12.0A continuous
Max. Pulse Discharge	30V Mode: 18.0A for 5 seconds 15V Mode: 36.0A for 5 seconds
Energy	207Wh
Energy Density	144Wh/kg, 230Wh/l
Weight	1440g
Cycle Life	> 300 cycles @ C/5 to 80% of initial capacity @ 100% depth of discharge
Memory	No Memory Effect
Operating Temperature	-32°C to 60°C
Storage Temperature	-32°C to 60°C
Self-Discharge	< 5% per month
Exterior/Housing	Hard plastic, black (Noryl N190X-701)
Terminals/Connector	Connector SC-C-179495
Communications	SMBus v1.1 communication protocol SBD v1.0 data set support
State of Charge Indicator	LCD Displays, one for each section - absolute capacity based on design capacity
Safety	Material Safety Datasheet - MSDS041 Refer also to Safety Guide UBI-5112
Transportation	Class 9 International and within U.S. unless shipped by motorcar or rail within U.S. (see note)
Harmonized Tariff Code	8507.80.0000
Protection	Over Voltage Limit: 4.30V (per cell) Under Voltage Limit: 2.40V (per cell) Over Current Protection: 19.0A Re-settable Fuse: Activates @ 70°±5°C Re-sets @ 55°±5°C One-Time Thermal Fuse: Activates @ 91°±4°C
Charging	Recommended charge rate is 3.0A to max voltage of 16.8V in a temperature range of 0°C to 45°C. Hold at 16.8V until current declines to 300mA. Max charge rate is 4.8A.
Note	A complete description of transportation regulations, lithium weights and transportation classifications is available on the Ultralife website.

Dimensions



Maximum
Dimensions
in mm
[inches]

Performance Graphs

